




E-BANKING



APEFT provides automatic funds transfer from your Microsoft Dynamics SL A/P checking account(s) to your vendors' bank accounts. As part of the growing eBusiness functionality of Microsoft Dynamics SL, this EFT product simplifies the payment process within your organization. Whether you are paying employee expense reimbursements or streamlining your vendor trade payments, Sandler-Kahne Software's *APEFT* is the solution you're looking for.

Benefits

The *APEFT* module can eliminate the time consuming process of printing, signing, stuffing and mailing A/P checks. You can quickly select your EFT vendors' vouchers, post them to Microsoft Dynamics SL, electronically transmit them to your bank and automatically send them an email notification. What had taken hours, now takes only minutes. Your vendor's banking information is automatically merged with your Microsoft Dynamics SL A/P payment selection and the EFT file is automatically created and sent.

Multi-Company/Multi-Account

Whether you use a single database or multiple databases for multiple companies, *APEFT* can handle the job. Payment selection for a single account or multiple accounts within single or multiple companies is fully supported.

Multiple File Formats

For use in the US, *APEFT* creates NACHA standard files. This standard insures that funds transfer will work seamlessly with all US banks. For use outside the US, see *Wire Transfer Plus*.

EFT setup options allow for easy one-time configurations to match your bank's requirements. Other standards fully supported are:

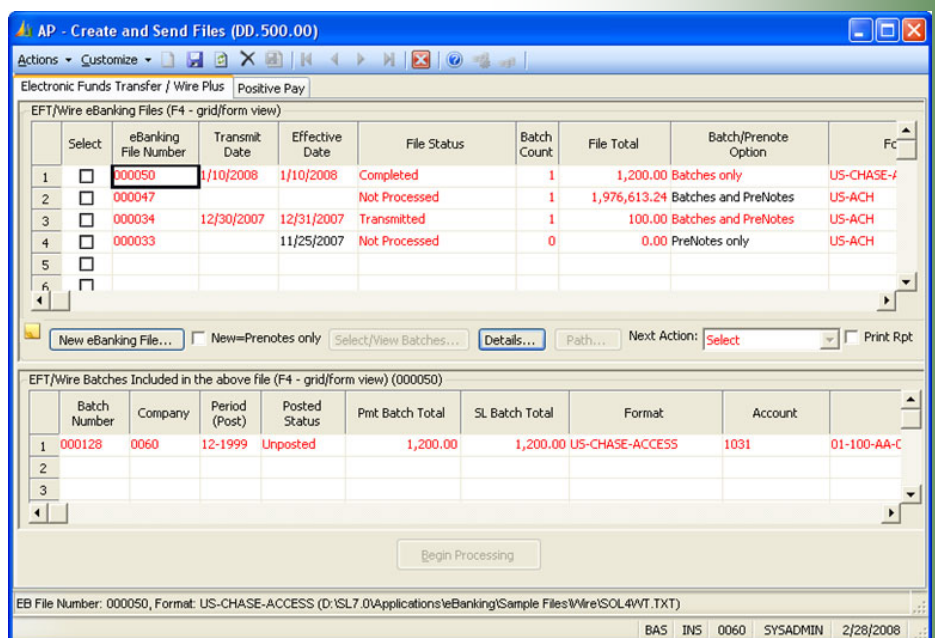
- EFT test files
- Optional pre-notification
- Multiple transmissions in one day
- Balanced or unbalanced files
- Mixed debits/credits
- Multi-batch support

When sending EFT, Wire or Positive Pay files, simply select the batch(s) - appropriate files are created and transmitted to your bank.

Designed For Microsoft Dynamics SL™ Financial Series:

Other modules in the eBanking Suite:

- Wire Transfer Plus
- Positive Pay
- AREFT
- Lockbox Processing

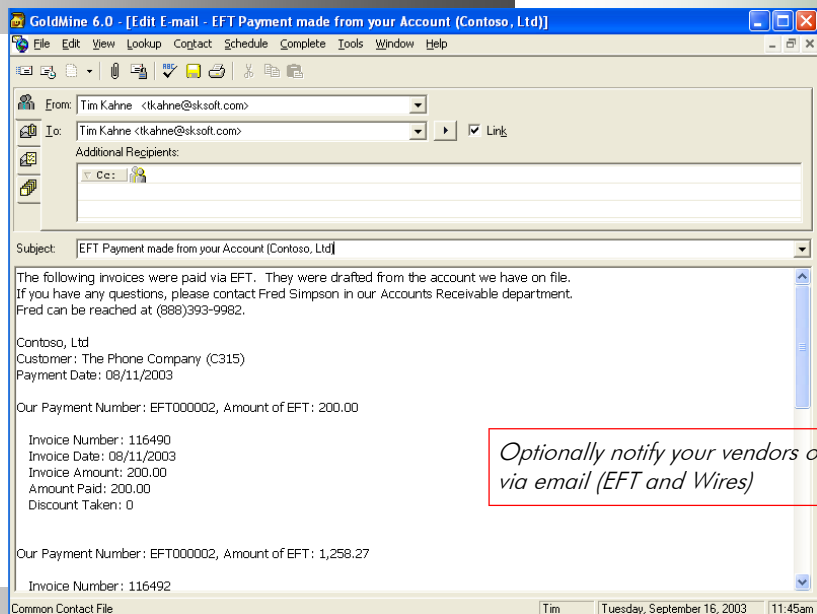


eBanking Security

Account Number Approval helps you protect yourself from unauthorized changing of your vendors' bank account numbers. *Amount Approval* gives you the ability to set dollar limits and require one or multiple approvers to release funds above those limits.

Automatic eMail Notification

For APEFT, Wire Transfer Plus, and AREFT, Internet email notification can be set up to automatically inform your vendors and customers of their EFT payment or debit. Detailed voucher or invoice information, along with totally configurable email text, subject, from/to and other options, provides for custom crafted messages sent to your vendors and customers. Where you are paying a large list of vouchers for a vendor, that list may be provided as an attachment to the email.



Optionally notify your vendors or customers via email (EFT and Wires)

Multiple Entry Classes

Built with flexibility in mind, *APEFT* includes a range of ACH Entry Classes (US) to support your specific EFT requirements.

- PPD – employee expense reimbursement
- CCD – corporate trade payments
- CCD+ – CCD w/ remittance information
- CCD+ – Child Support Payments
- CCD+Tax – State/Federal tax payments

For use outside of the US, SK's *Wire Transfer Plus* module uses flexible Payment Codes or Transaction Types are configurable by country and/or bank. These Entry Classes and Payment Codes are defined for each Vendor.

Flexible Communications

The *eBanking Suite* streamlines processing through various communication options, beginning with full browser/FTP support. The process of creating and sending the EFT file to your bank is just a few mouse clicks away. Additionally, if your bank requires login and/or complicated interaction, scripting support can automate the process. Scripting will also support situations where your bank requires you to use their communications software.

APEFT delivers these additional features:

- Does not use an intermediary clearing house...deal directly with your bank.
- Multiple Company/Checking Accounts
- State and Federal tax payments
- Flexible EFT summarization options
- Optional workflows - Computer or Manual checks

Seamless AP Integration

Simply by segregating EFT vendors from computer check vendors, the EFT process works identically to the normal A/P Check batch flow. This segregation process is automated with the Payment Selection Filter application – part of EFT. The Payment Selection Filter can place EFT transactions in Computer or Manual check batches, depending on setup options. All EFT transmissions are recorded in Microsoft Dynamics SL and your vendor history can show the payments made via EFT (vs. check).

BUSINESS ISSUES	HOW THIS FLEXIBLE PRODUCT CAN HELP
Some employees are US citizens, others are citizens of other countries.	Use the Multi-File Format and Multi-Company Features Whether in one database or in multiple databases, employees/vendors can be paid in the correct format for their banking system, and the banking information can come from different checking account/subaccounts. APEFT addresses the requirements for US payments, Wire Transfer Plus handles the non-US payments.
Vendors would like to receive notification of their EFT credit	Use the eMail Notification feature or mail/fax remittance For E-mail notification simply set the Vendor specific e-mail options. After the EFT file has been transmitted, automatically send e-mail notifications – with one click of the mouse! Print remittance advices as part of the SL “check” processing.
You need to provide rapid payment for your employee expense reimbursements.	Use PPD Entry Class (US) Set up your employees as vendors and use the Prearranged Payment and Deposit (PPD) to pay these reimbursements via EFT.
How do I transmit my EFT transactions to my bank?	Use Browser, FTP, or User Communications <i>AP.EFT</i> supports numerous communications options. The most common are Browser and FTP uploads. In all cases, simply create the EFT file and transmit directly to your bank – “point and click”. If your bank requires their software on your computer, that too is supported.
State and Federal taxing authorities are requiring electronic payment.	State and Federal Tax Payments (EFTPS) support (US only) Standard and user defined state and federal tax payment formats are fully supported (using CCD+ tax payment). Simply voucher your tax payments and then send them via EFT.
Some vendors want remittance information (FEDI), others do not.	Financial EDI Support (FEDI) (US only) By vendor, you can specify any of the supported Entry Classes. With CCD+, the RMT or RMR data segments of the 820 transaction set can be included to provide electronic remittance information
How do I know whether my vendor was paid via computer check or EFT?	Unique numbering sequence for EFT’s All EFT transactions are recorded in Microsoft Dynamics SL identically as computer checks. By using a unique numbering sequence for your EFT payments, it is very easy to distinguish computer check vs. EFT payment.
We require 2 signers on checks over \$10,000. How can I do that with APEFT?	Multiple Levels of Approvers! You can designate a list of approvers who can approve amounts at two levels, then specify how many approvers are required to release payments above those levels.

APEFT Features (cont’d):

- Pre-notification with automatic approval feature(US)
- Multiple user-defined Header/Trailer records
- Optional file block fill
- Security on EFT files and scripts
- User configured CCD+ support (US)
- Archiving

Available on these Microsoft Dynamics SL versions:

5.x, 6.x, 7.x,
2011, 2015, 2018 (all CUs)



SK GLOBAL SOFTWARE
formerly Sandler • Kahne Software

940 Gemini St. Suite 200
Houston, TX 77058

Voice: (301)963-7300 x117
Fax: (301)560-4984
Email: sales@sksoft.com
Web: www.sksoft.com

© Sandler-Kahne Software, Inc.
2000-2020 all rights reserved
All features/functions mentioned within this document are subject to change. This document is for information purposes only. Sandler Kahne Software makes no warranties, express or implied, in this document.
Revised 08/10/2020